










# DECKENLEISTEN TYP C - ECKPROFILE CEILING MOULDING TYPE C - CORNER PROFILES





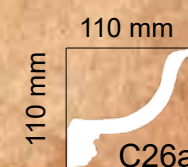

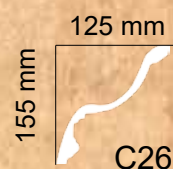

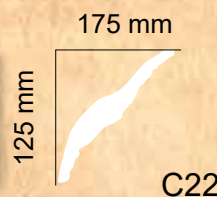

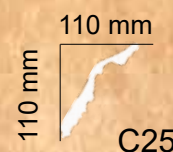


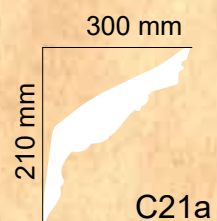
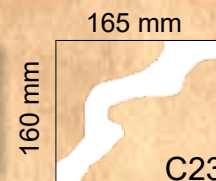
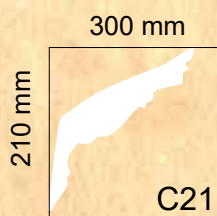
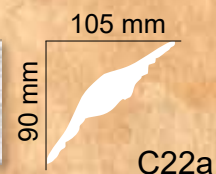

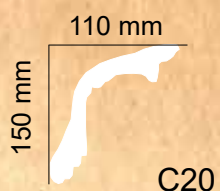
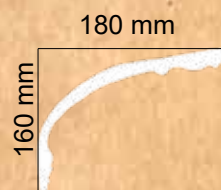
# DECKENLEISTEN TYP C - ECKPROFILE CEILING MOULDING TYPE C - CORNER PROFILES



C19b








# DECKENLEISTEN TYP C - ECKPROFILE CEILING MOULDING TYPE C - CORNER PROFILES






# DECKENLEISTEN TYP C - ECKPROFILE CEILING MOULDING TYPE C - CORNER PROFILES








# DECKENLEISTEN TYP C - ECKPROFILE CEILING MOULDING TYPE C - CORNER PROFILES



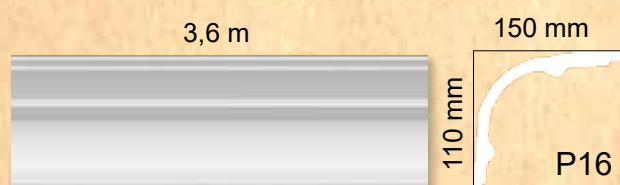


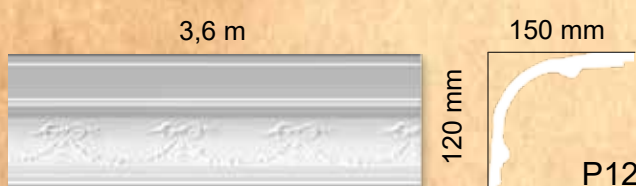




**DECKENLEISTEN TYP P MIT PASSENDEN ECKPROFILIEN UND VERBINDUNGSSTÜCKEN**  
**CEILING MOULDING TYPE P WITH CORNER PROFILES AND CONNECTORS**



**ECKELEMENTE UND VERBINDUNGSSTÜCKE**

**CORNER PROFILES AND CONNECTORS**



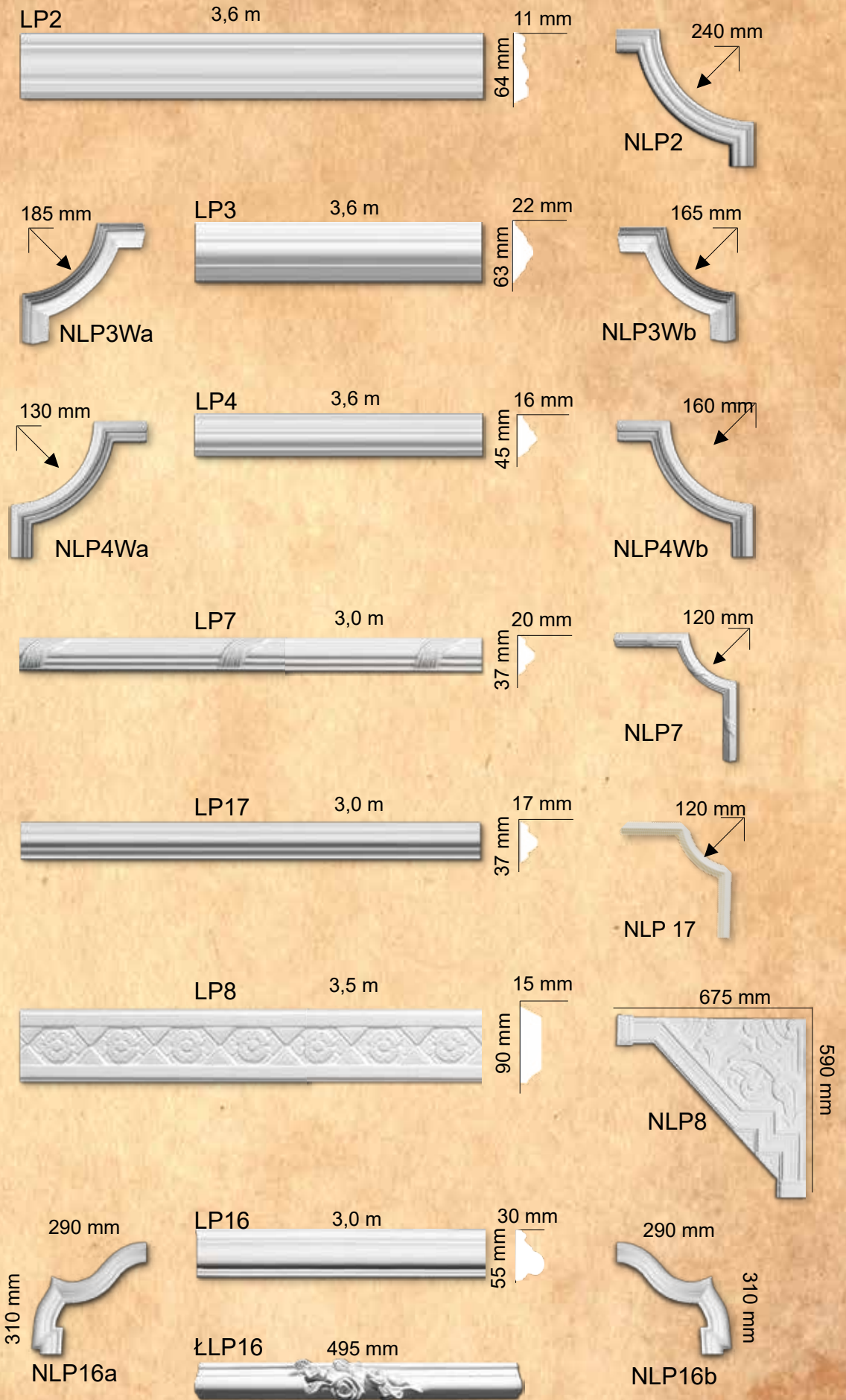
**ECKELEMENTE UND VERBINDUNGSSTÜCKE**

**CORNER PROFILES AND CONNECTORS**


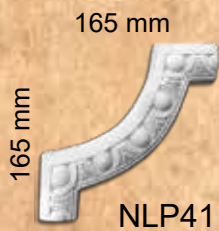
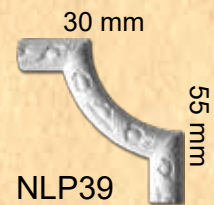
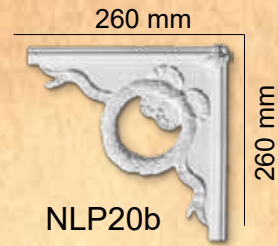

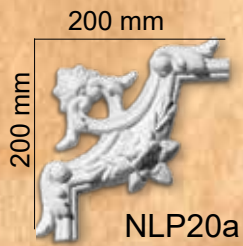
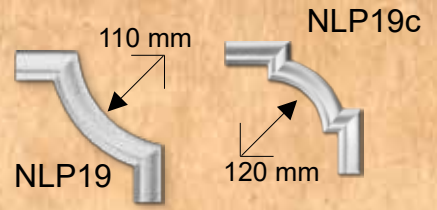

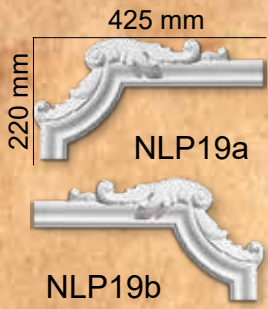




# FLACHLEISTEN UND ECKELEMENTE FLAT STRIPS AND CORNERS








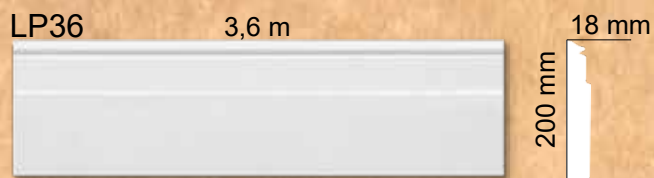
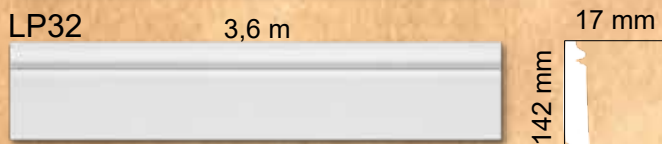
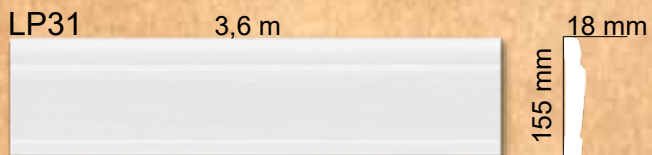
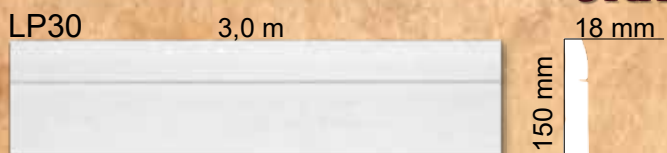


# FLACHLEISTEN FLAT STRIPS












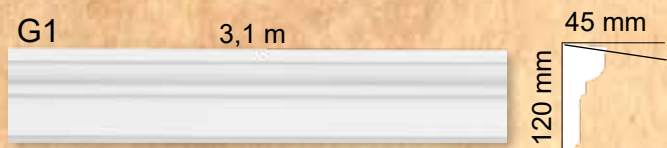
LP1	3,6 m	25 mm	93 mm	LP21	2,9 m	16 mm	43 mm
LP5	2,95 m	31 mm	65 mm	LP 23	3,6 m	22 mm	123 mm
LP6	3,6 m	28 mm	78 mm	LP 24	3,6 m	18 mm	153 mm
LP9	3,6 m	22 mm	52 mm	LP 25	3,5 m	35 mm	120 mm
LP10	1,5 m	25 mm	100 mm	LP 26	3,6 m	35 mm	65 mm
LP11	0,85 m	30 mm	85 mm	LP 27	3,6 m	45 mm	65 mm
LP12	1,1 m	30 mm	70 mm	LP 28	3,6 m	24 mm	72 mm
LP13	3,5 m	22 mm	60 mm	LP 29	2,55 m	30 mm	70 mm
LP14	1,55 m	25 mm	65 mm	LP 33	3,6 m	20 mm	108 mm
LP15	2,3 m	25 mm	95 mm	LP 34	3,6 m	24 mm	62 mm
LP18	3,5 m	20 mm	62 mm	LP 35	1,95m	25 mm	80 mm
LP19a	3,6 m	28 mm	55 mm	LP 40	2,50m	29 mm	113 mm
				LP43	3,0 m	12 mm	33 mm









# SOCKELLEISTEN SKIRTINGS




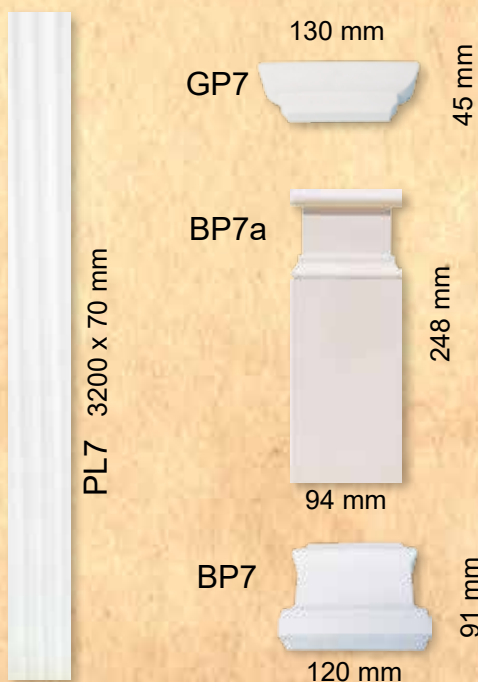
# GESIMSE CORNICICES






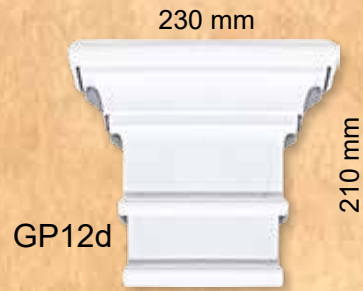


## PILASTER






# PILASTER






# PILASTER



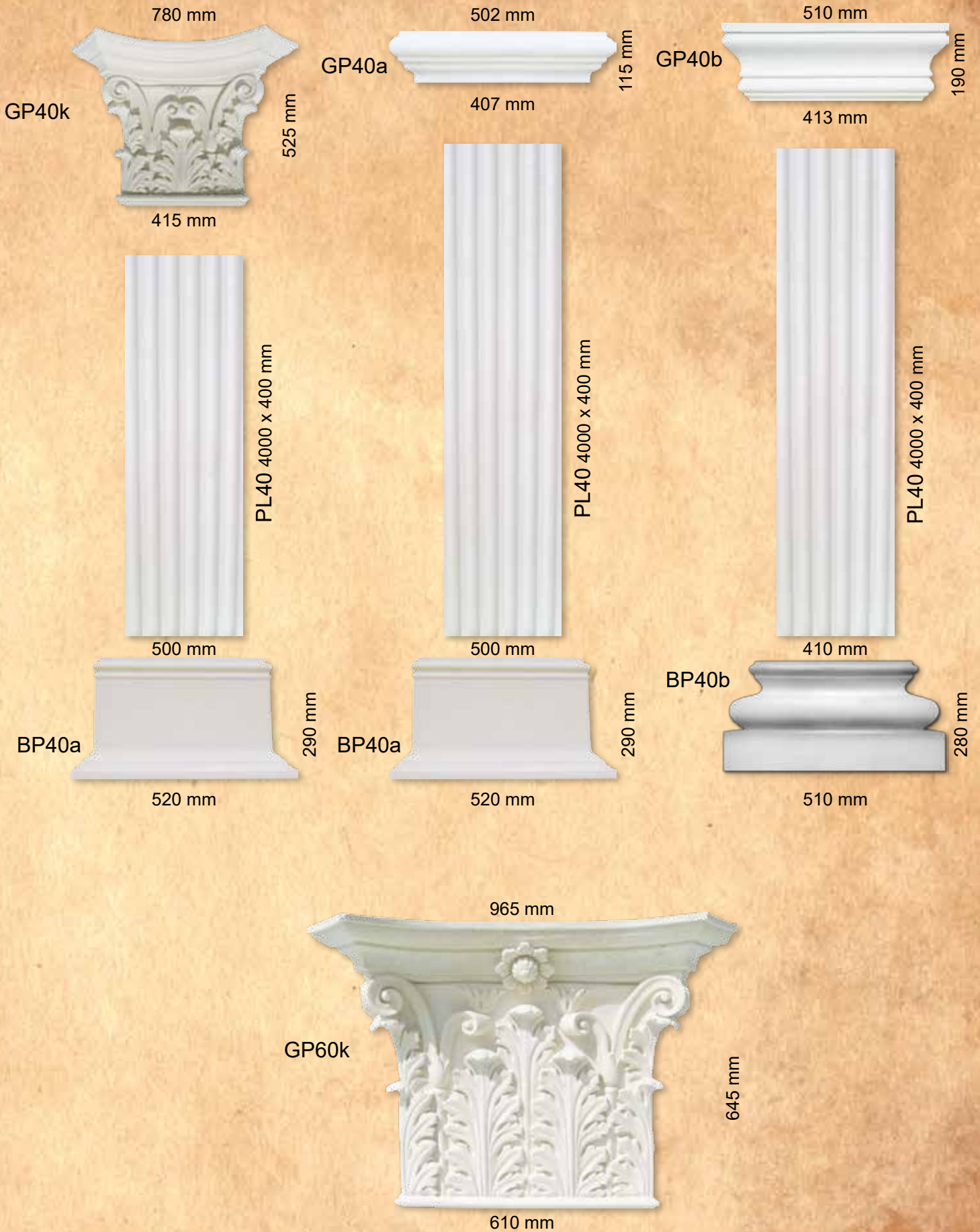


# PILASTER



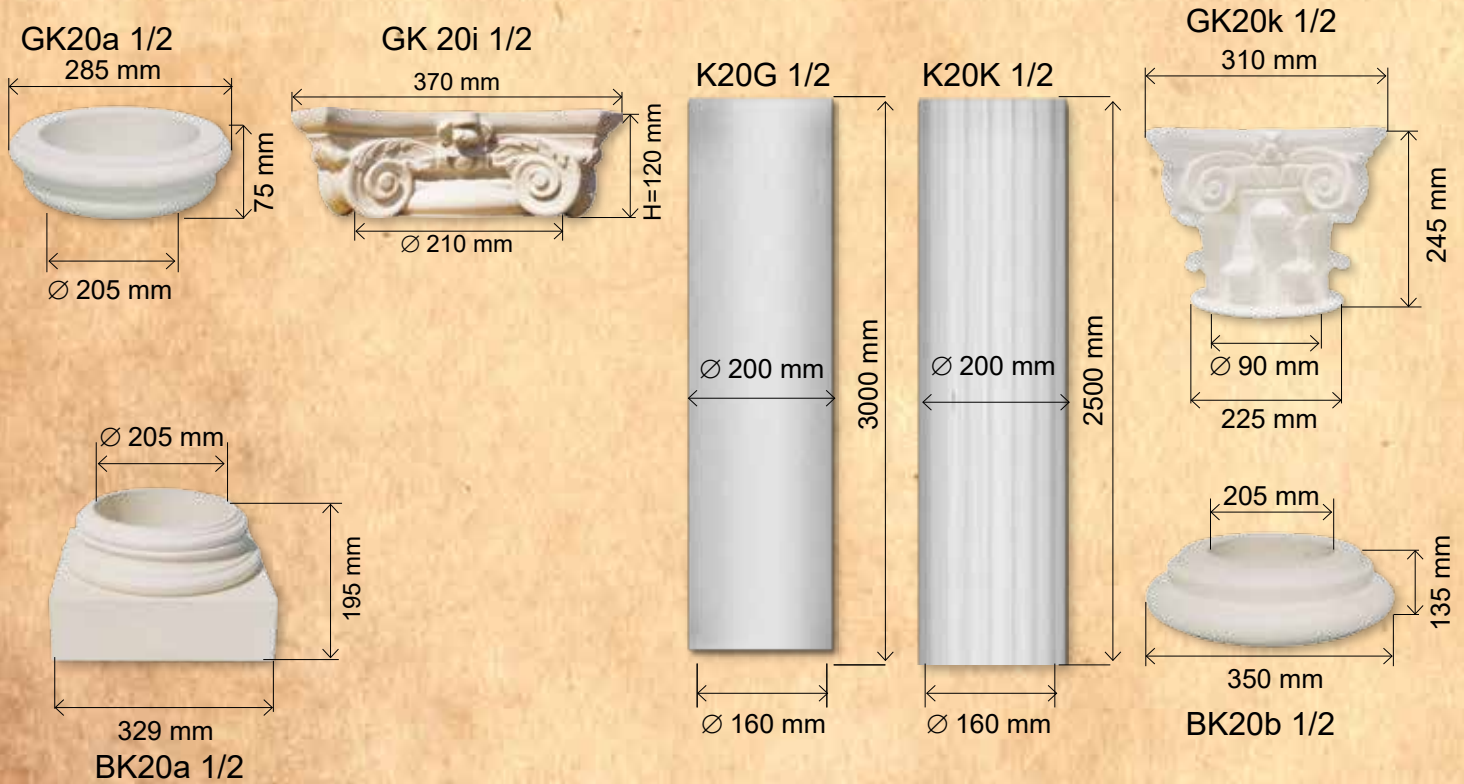
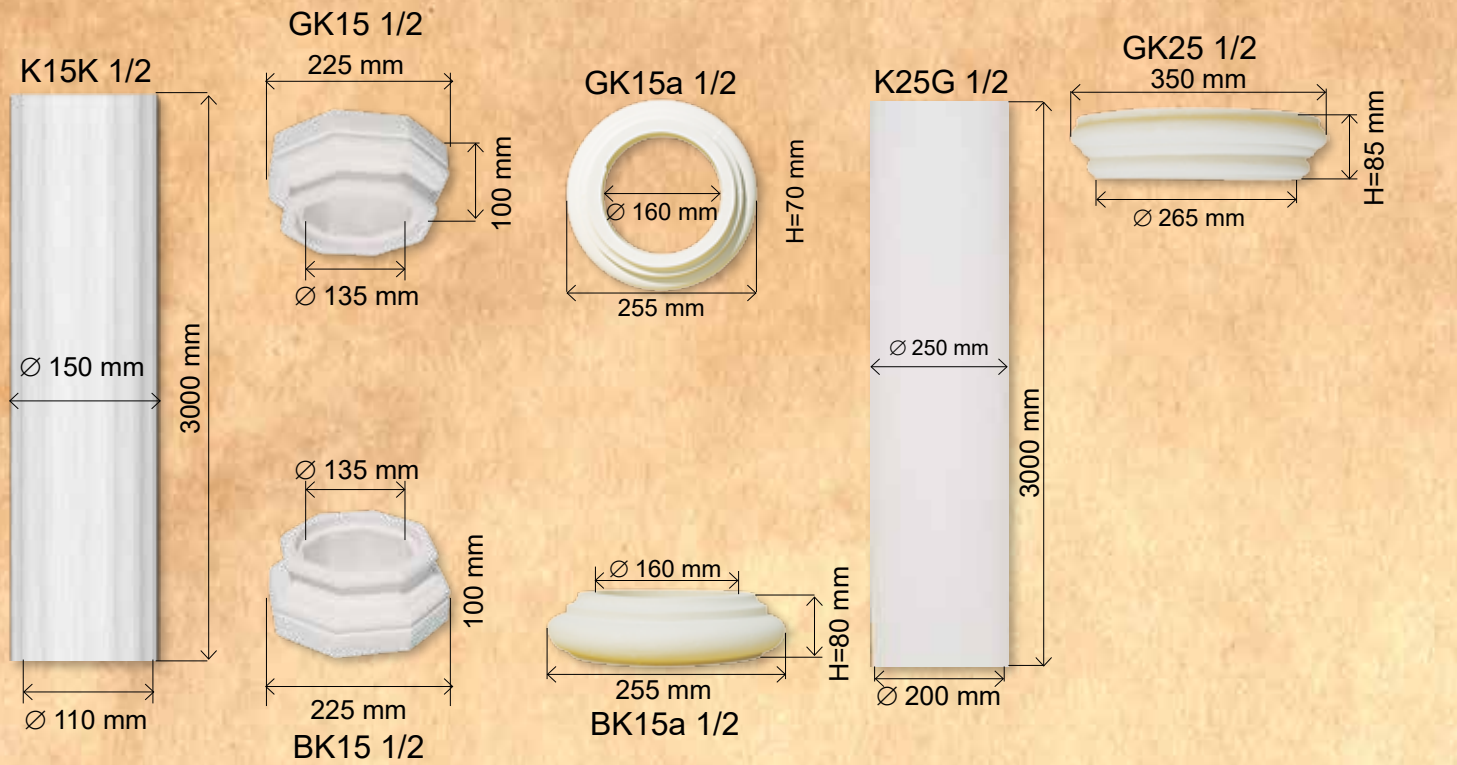


# PILASTER





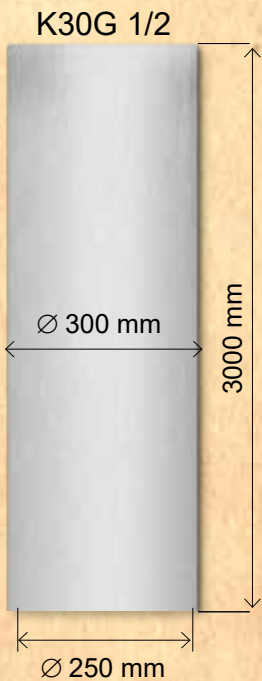
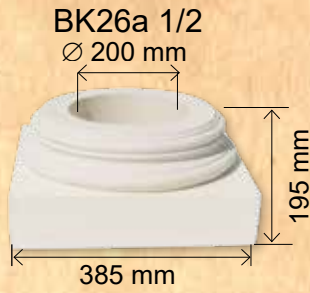
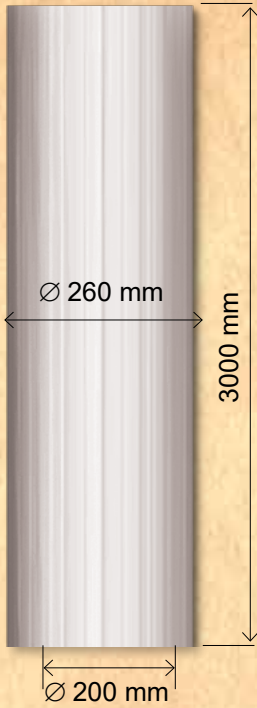


# SÄULEN COLUMNS




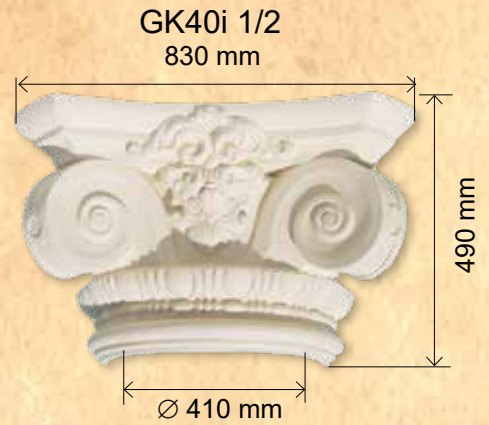
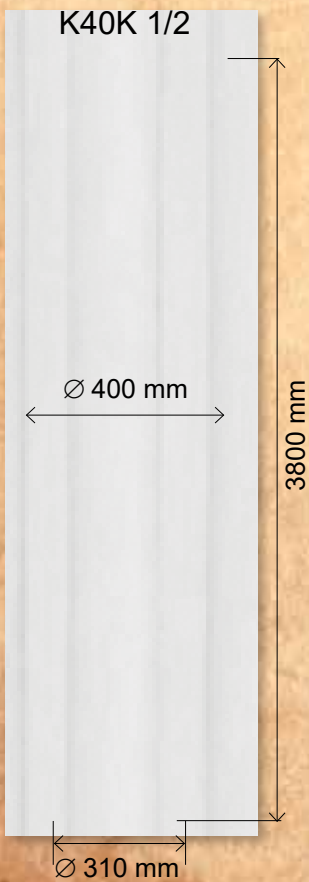
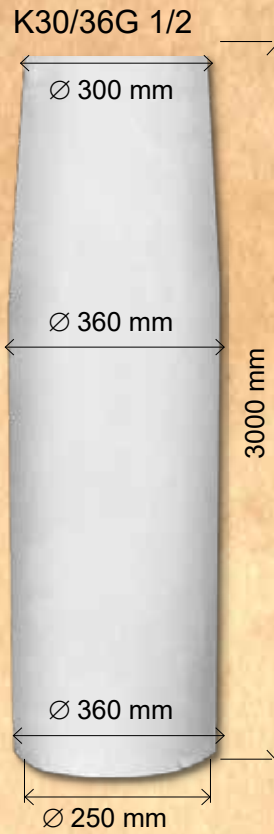


# SÄULEN COLUMNS






# SÄULEN COLUMNS






# SÄULEN COLUMNS








BÖGEN UND KREISE  
ARCHES AND CIRCLES





# KONSOLENELEMENTE CONSOLE ELEMENTS





# KONSOLENELEMENTE CONSOLE ELEMENTS

ED13

237 mm



155 mm



252 mm

ED14

175 mm



196 mm

217 mm

ED15



345 mm

ED18

260 mm



320 mm

ED19

167 mm



197 mm

98 mm

ED20

160 mm



350 mm

ED21

195 mm



330 mm

ED22

255 mm



310 mm

ED23 290 mm



310 mm

160 mm

ED24

250 mm



415 mm

ED 25

245 mm



250 mm

140 mm

ED 26

205 mm



220 mm

95 mm



# KONSOLENELEMENTE CONSOLE ELEMENTS

ED27 30 mm



ED28 80 mm



ED 29 170 mm



ED 30 120 mm



ED 31

425 mm

780 mm



ED 32

305 mm

660 mm

305 mm



ED 33 125 mm



ED 34 145 mm




ED 36  
118 mm



148 mm



ED 35 65 mm



100 mm

250 mm



# KONSOLENELEMENTE CONSOLE ELEMENTS

ED 37  $\varnothing$  200 mm



ED 38

580 mm



ED 39 380 mm



570 mm

480 mm

ED 41 126 mm



140 mm

ED 42



300 mm



470 mm

ED 40P 290 mm



ED 40L 290 mm



1030 mm

1030 mm

ED 43 230 mm



280 mm


ED 44 205 mm



290 mm



# KONSOLENELEMENTE UND BOSSE CONSOLE ELEMENTS AND BOSSES

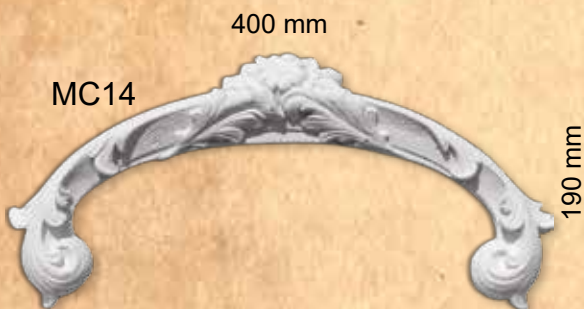







## ECKBOSSE CORNER BOSSES





# DEKORATIVE ELEMENTE MC DECORATIVE ELEMENTS MC





# DEKORATIVE ELEMENTE MC DECORATIVE ELEMENTS MC

MC19

266 mm



110 mm

MC19a

266 mm



110 mm

MC20

Ø 195 mm



MC 20a

220 mm



170 mm


MC20b

Ø 380 mm



MC21

230 mm



300 mm

MC22

870 mm



150 mm

MC23a

1250 mm



350 mm

MC23

1660 mm



295 mm



# DEKORATIVE ELEMENTE MC DECORATIVE ELEMENTS MC


MC 24



MC 28 160 mm



MC 29 60 mm



MC 26



MC 27



MC 30





# DEKORATIVE ELEMENTE MC DECORATIVE ELEMENTS MC



MC 38



MC 36  $\varnothing$  200 mm



MC 37  $\varnothing$  500 mm



MC 39





# DEKORATIVE ELEMENTE MC DECORATIVE ELEMENTS MC

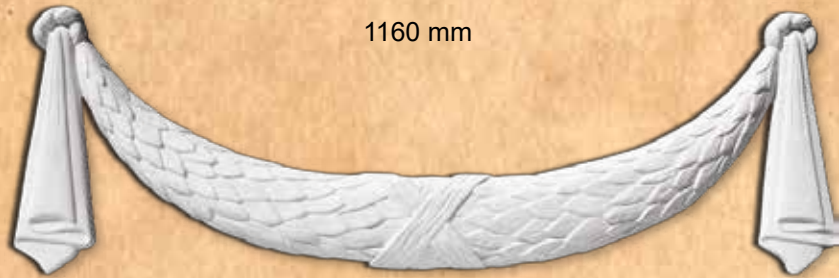
MC 40



140 mm

190 mm

MC 41



1160 mm

405 mm

MC 42

890 mm



295 mm

MC 43

240 mm



315 mm

MC 44

45 mm



195 mm

MC 45

Ø 140 mm



MC 46a

Ø 100 mm



MC 46b

Ø 65 mm



MC 46c

Ø 50 mm



MC 47



900 mm

300 mm



# DEKORATIVE ELEMENTE MC DECORATIVE ELEMENTS MC

MC 48



1045 mm

MC 50 162 mm



805 mm

505 mm

MC 51 570 mm



130 mm

MC 52 270 mm



400 mm

MC 49  
Ø 155 mm



MC 53  
Ø 200 mm



MC 55 300 X 300 X 402mm

MC 54  
Ø 183 mm





# ROSETTEN ROSETTES

R0



Ø 665 mm

R1



Ø 665 mm

R2



Ø 665 mm

R3



Ø 665 mm

R4



Ø 665 mm

R5



Ø 575 mm

R6



900 x 565 mm

R7



440 x 320 mm

R8



Ø 480 mm



# ROSETTEN ROSETTES

R9



Ø 290 mm

R10



Ø 295 mm

R11



Ø 267 mm

R14



Ø 313 mm

R17



795 x 760 mm

R12



Ø 620 mm

R13



Ø 490 mm

R15



985 x 462 mm

R16



Ø 855 mm



# ROSETTEN ROSETTES

R20



Ø 820 mm

R18



Ø 360 mm

R19



Ø 245 mm

R21



Ø 307 mm

R23



Ø 635 mm

R22



Ø 430 mm

R24



680 x 440 mm

R25



Ø 480 mm



# ROSETTEN ROSETTES

R26b



Ø 255 mm

R26



R 26a



Ø 820 mm

R27



Ø 310 mm

R28



Ø 324 mm

Ø 410 mm

R29



845 x 533 mm

R30



620 x 510 mm

R31



Ø 440 mm

R32



Ø 520 mm

R33



Ø 775 mm



# ROSETTEN ROSETTES

R34



Ø 300 mm

R35



Ø 530 mm

R36



Ø 610 mm

R37



Ø 725 mm

R 39



Ø 560 mm

R38



Ø 485 mm

R 40



695 mm

1390 mm



# ROSETTEN ROSETTES

R 41



Ø 465 mm

R 42



Ø 770 mm

R 44



Ø 290 mm

R 44a



Ø 235 mm

R 43



Ø 775 mm

R 45



Ø 465 mm

R 46



Ø 555 mm

R 47



Ø 568 mm

R 48



Ø 595 mm



# ROSETTEN ROSETTES

R 49



Ø 470 mm

R 50



Ø 490 mm

R 51



Ø 645 mm

R 52



1070 X 725 mm

R 53



Ø 550 mm

# NISCHEN NICHES

N1



645 mm

1070 mm

N2



547 mm

1127 mm

N3



555 mm

460 mm



# KUPPELN DOMES

KOP1



Ø 1070 mm

KOP2



Ø 510 mm

KOP2a



Ø 510 mm

KOP 4



Ø 920 mm

KOP3



Ø 680 mm

KOP3a



Ø 680 mm

## LICHTSCHALEN LIGHT BOWLS

LA1 305 mm



85 mm

LA2 420 mm



130 mm

LA3 400 mm



80 mm

LA4 380 mm



125 mm

LA5 370 mm



275 mm

LA6 300 mm



110 mm

LA7



270 mm

320 mm


LA8 420 mm



130 mm



# BELÜFTUNGSELEMENTE VENTILATION ELEMENTS



WENT1



WENT2



WENT3




WENT4



WENT5



WENT6




WENT7




WENT8



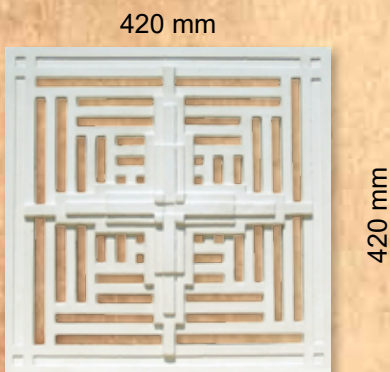
WENT9



WENT10



WENT11



WENT12



WENT13



WENT14



# RELIEFS

PF01



1076 mm

528 mm

PF 02



520 mm

1190 mm

PF 04



305 mm

PF 03



900 mm

520 mm

PF 05



510 mm

830 mm

830 mm

PF06



500 mm

500 mm

PF07



Ø 700 mm

PF08



400 mm

400 mm

PF10



237 mm

510 mm

PF09



680 mm

430 mm

PF11



387 mm

285 mm



# RELIEFS

PF12



Ø 910 mm

PF 13



890 mm

1030 mm

PF 14



890 mm

2015 mm

PF 15



890 mm

1895 mm



# RELIEFS

PF 14a



890 mm

620 mm

PF 15a



890 mm

640 mm

PF 16a



890 mm

700 mm

PF 16



890 mm

1895 mm

PF 17



Ø 905 mm

PF 18




Ø 910 mm



# RELIEFS

PF 19



920 mm

920 mm

PF 20



1000 mm

1000 mm


PF 21



790 mm

990 mm

PF 22



510 mm

515 mm

PF 23



670 mm

465 mm



\_\_\_\_\_KONTAKT\_\_\_\_\_

F co kcp'Rgmc'"

Dkngpy gi '33'"

F/7: 984'Cngpc'"

Vgrghqp<- 6; '\*2+4574"6'76; 674'"

Hcz<- 6; '\*2+4574"6'76; 675"

O qdk<- 6; '\*2+392"6'73; 39: 9'"

G/O cknkphqB uv{ tqr qtuwentf g'"

"

WuvKF <F G4952355: ; '"'"